



Ingenious Health Sciences
The way to shape the world! **CONSULTING**

What might an M&E plan look like?

William W. Thompson, PhD

Director of Monitoring & Evaluation

Segal Family Foundation Annual Meeting

Sept 19-21, 2019

M&E is an Iterative Process

- Not a single event.
- It's a commitment upfront to change your program.
- Just preparing these slides has been an iterative process
- Rich & Muazzam
- Powering Potential Staff
- NYAKA Staff
- Others

What might an M&E plan look like?

Less Systematic



More Systematic



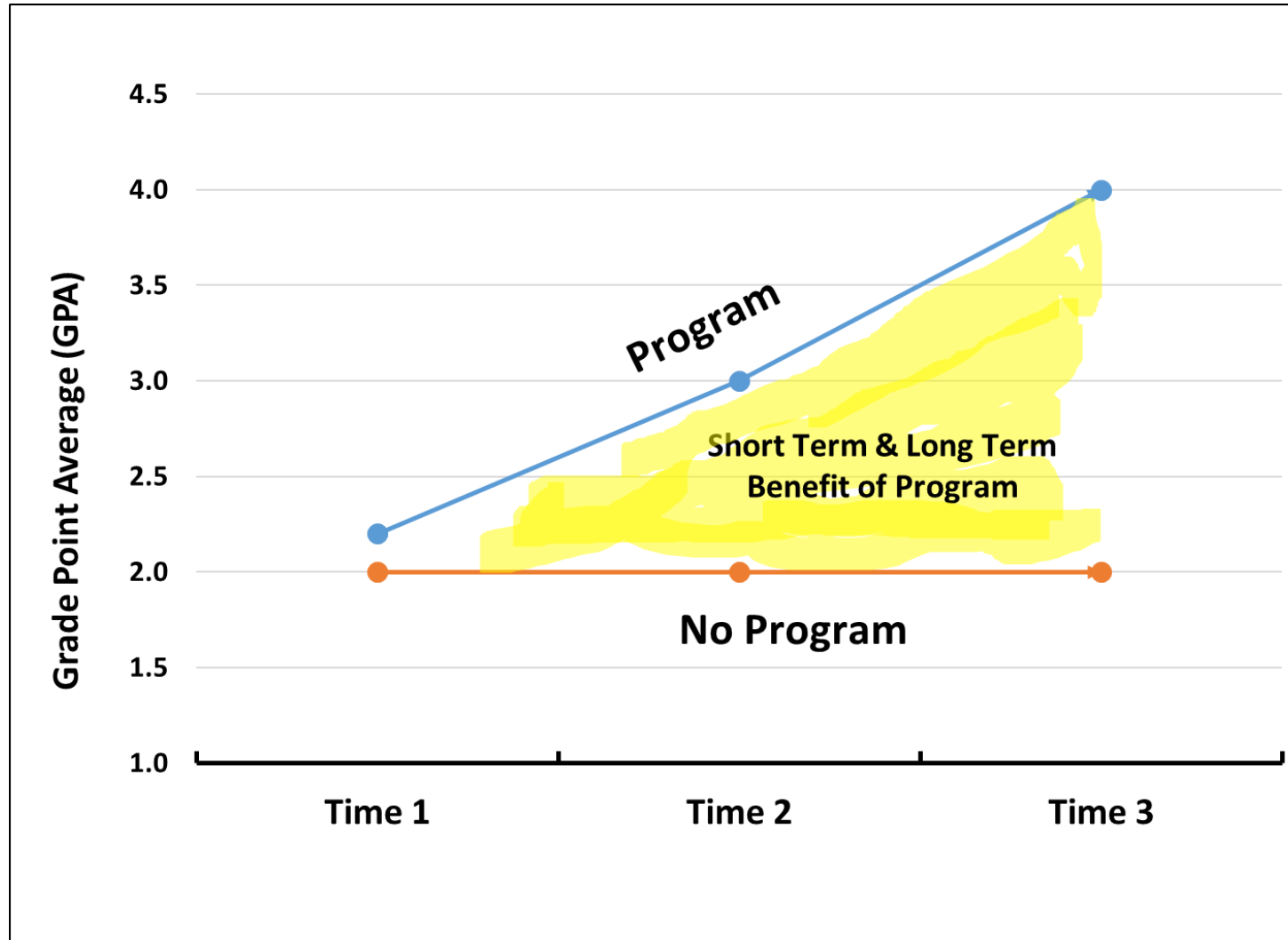


“We know from the history of rigorous program evaluations that surprisingly few social programs succeed in producing meaningful progress in education, poverty reduction,”

“However, exceptional social programs that produce important improvements in people’s lives do exist. We work to identify, evaluate, and scale them.”

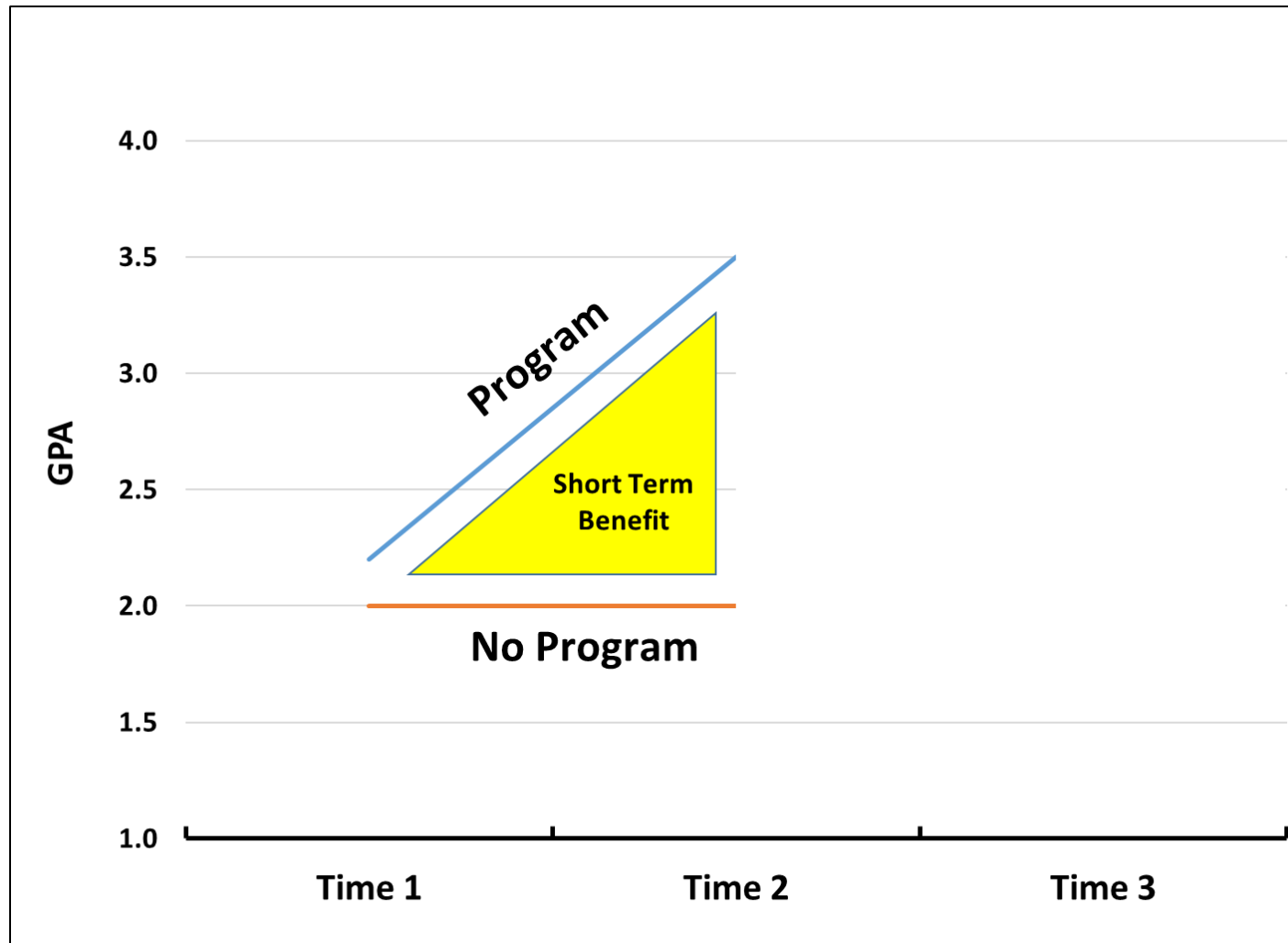
Theoretical results from implementation of an M&E Plan

Change in Student Grade Point Averages Best Case Scenario

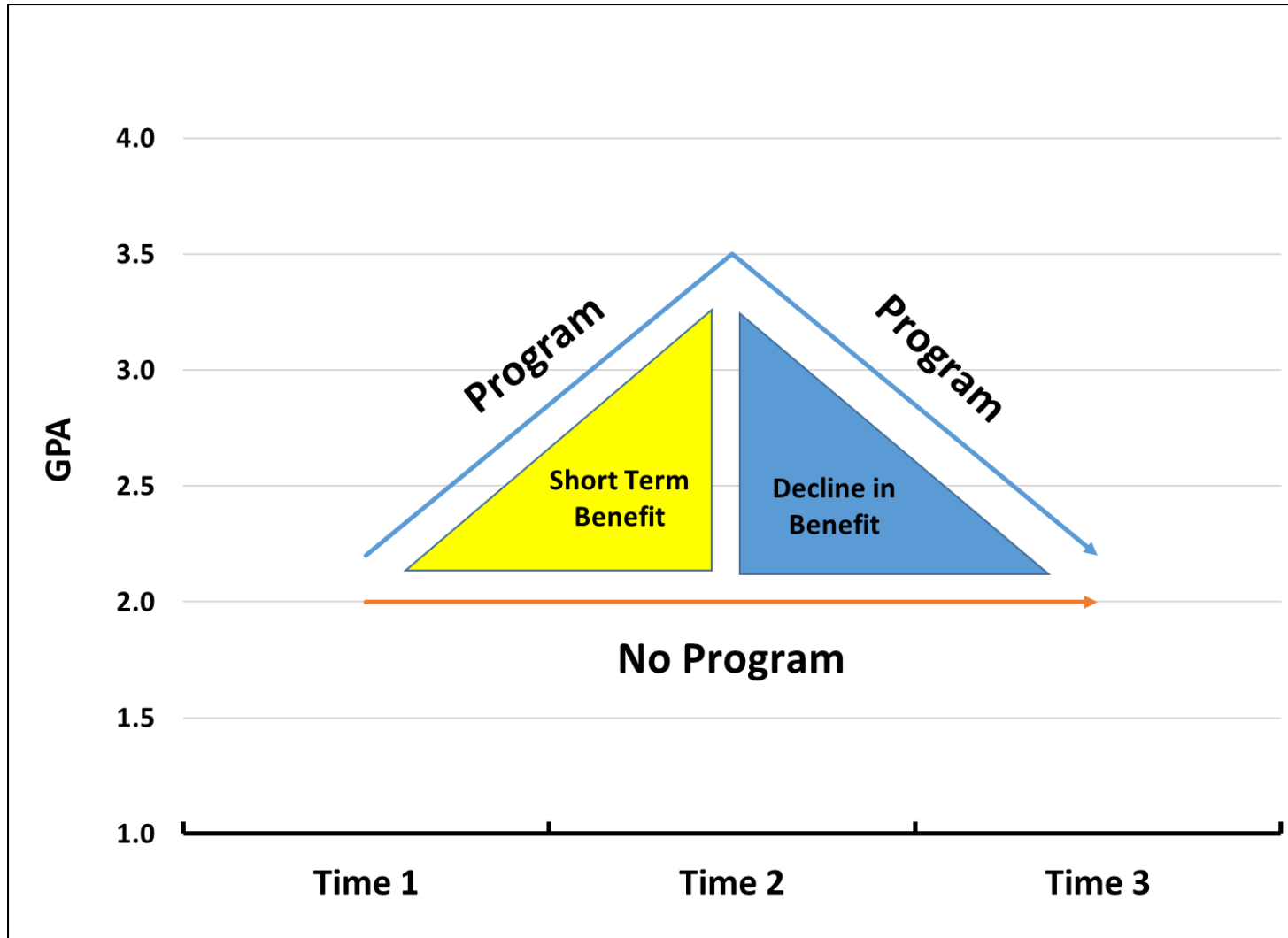


Change in Student Grade Point Averages

..... Big Short Term Benefit

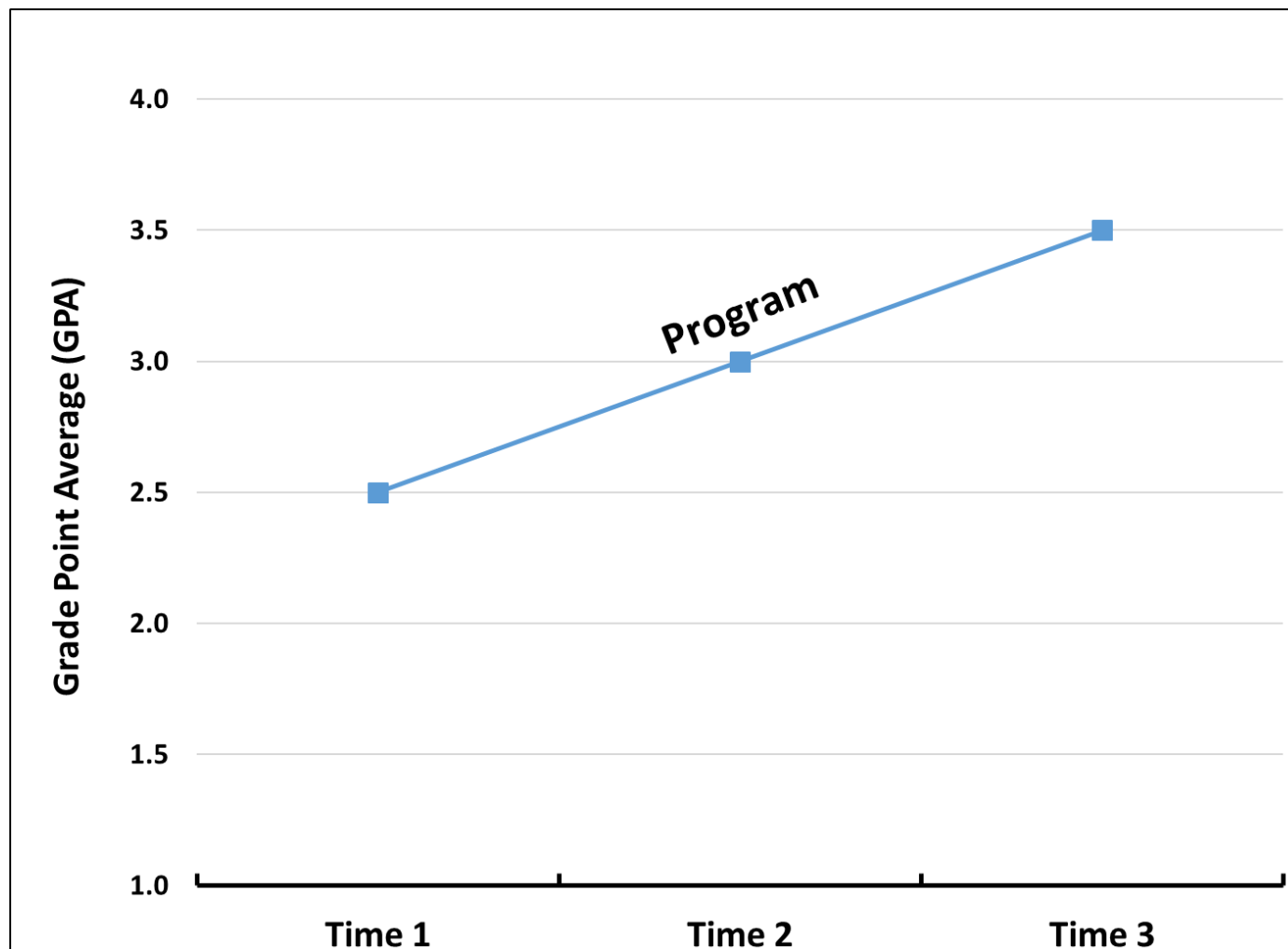


Change in Student Grade Point Averages No Long Term Benefit

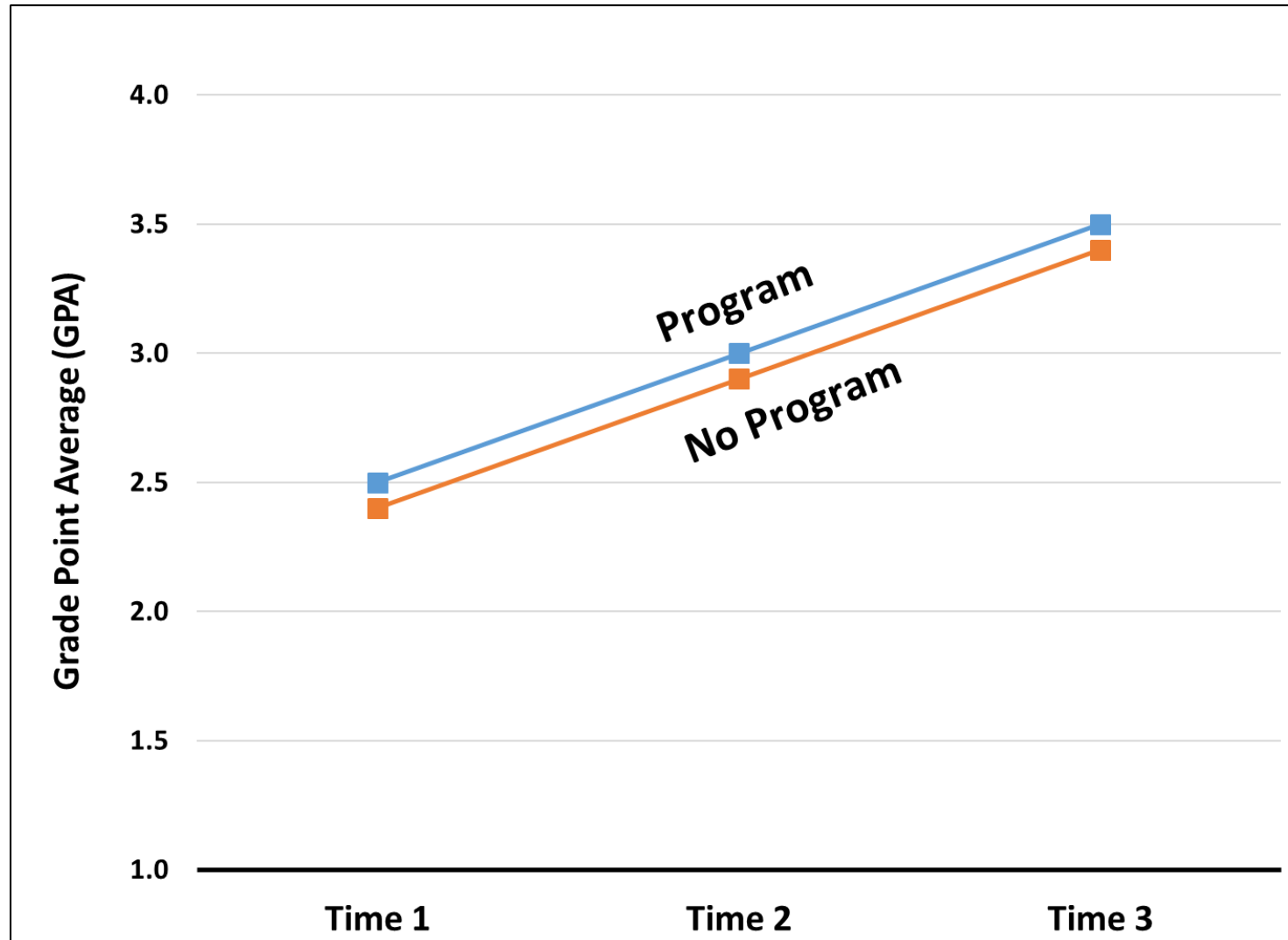


Change in Student Grade Point Averages

..... Big Short Term Benefit

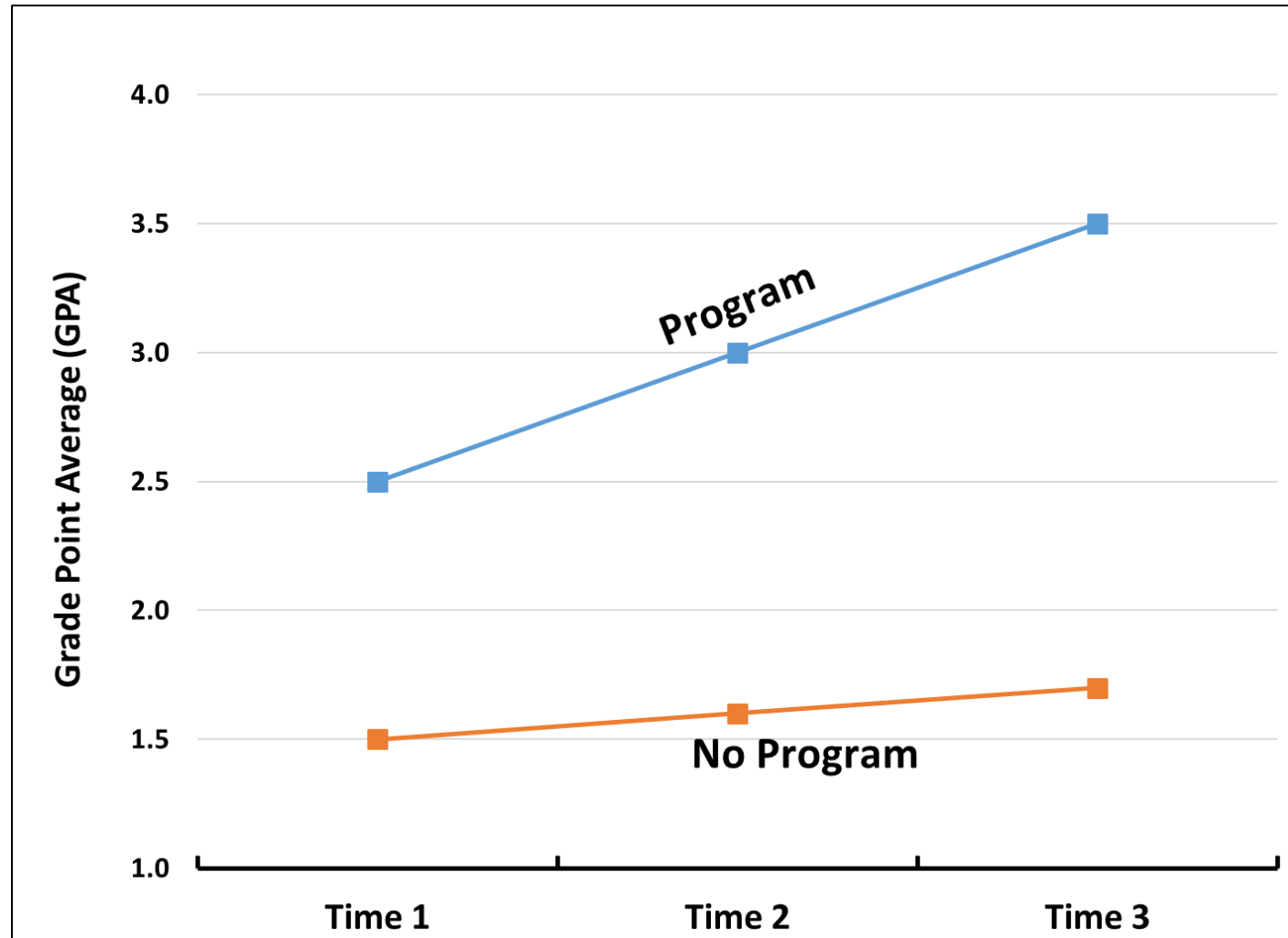


..... But kids who didn't receive the program had same benefit



Change in Student Grade Point Averages

..... Kids start different and end different



Nyaka AIDS Orphan Project



www.nyakaschool.org

Nyaka AIDS Orphan Project

Mission Statement

Working on behalf of HIV/AIDS orphans in rural Uganda to...

- End systemic deprivation
- End poverty
- End hunger

.... through a holistic approach to community development, education, and healthcare.

Many Nyaka Constituents

- Currently educating about 800 HIV/AIDS Orphans

- Primary education
- Secondary education
- Nutrition
- Health screening
- HIV/AIDS Testing



14

- Also supporting ~7,000 grannies who care for ~43,000 orphans

“Bottoms Up” Perspective

- Educating orphans and serving grannies is a gritty business
 - ✓ One student at a time
 - ✓ One granny at a time
 - ✓ One community at a time



Nyaka AIDS Orphan Project

Monitoring & Evaluation Plan

By: Ahyeong Park (Princeton in Africa M&E fellow 2018-19)

Framework for Education Program

Inputs	Activities	Outputs	Outcomes	Impact
Teachers Nurses Books Science Lab Computer Lab	<u>Teaching</u> <ul style="list-style-type: none"> Primary NVSS 	<u>Teaching</u> <ol style="list-style-type: none"> Number of students at Nyaka primary and NVSS Academic test results Number of graduates 	<u>Short-term</u> <ul style="list-style-type: none"> Improved health status and discipline <u>Medium-term</u> <ul style="list-style-type: none"> Improved academic performance <u>Long-term</u> <ul style="list-style-type: none"> Improved academic performance 	Quality education to the most vulnerable children

Indicators, Baselines, & Targets

Indicator	<ul style="list-style-type: none">- Total number of students at Nyaka primary schools, NVSS, external secondary schools and external universities- Total number of graduates
Definition	Sum of all students receiving support from Nyaka
Purpose	To keep record of the number of students receiving education from Nyaka. To calculate cohort and conversion rate from nursery to university. This would provide evidence on the increase of student participation at Nyaka. This will be used in grant reports and proposals; monthly, quarterly and yearly reports.
Baseline	Total number of students supported by Nyaka in 2018: 800
Target	To Be Determined

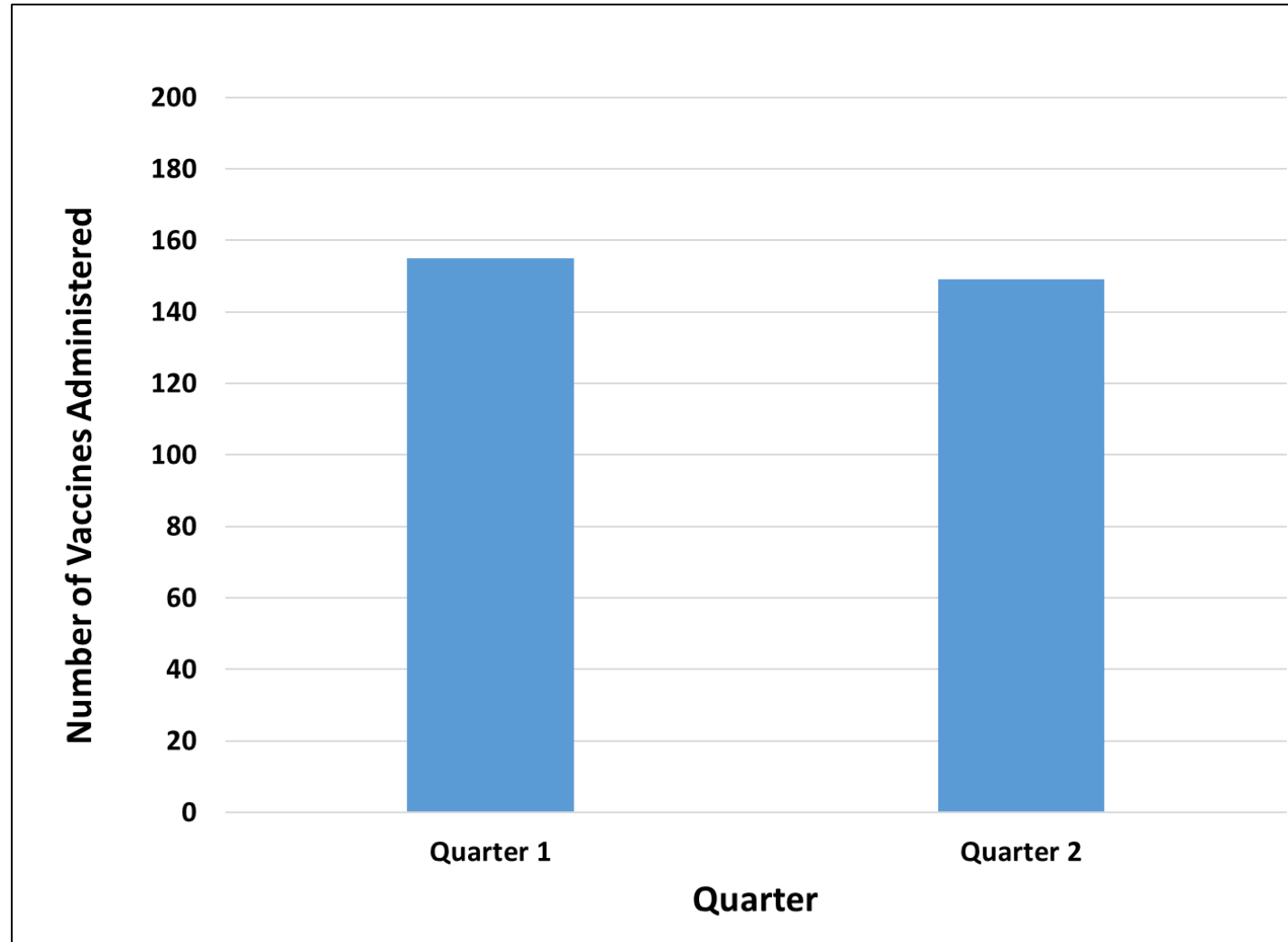
Process Evaluation

What are we trying to provide?
Is it actually being provided?

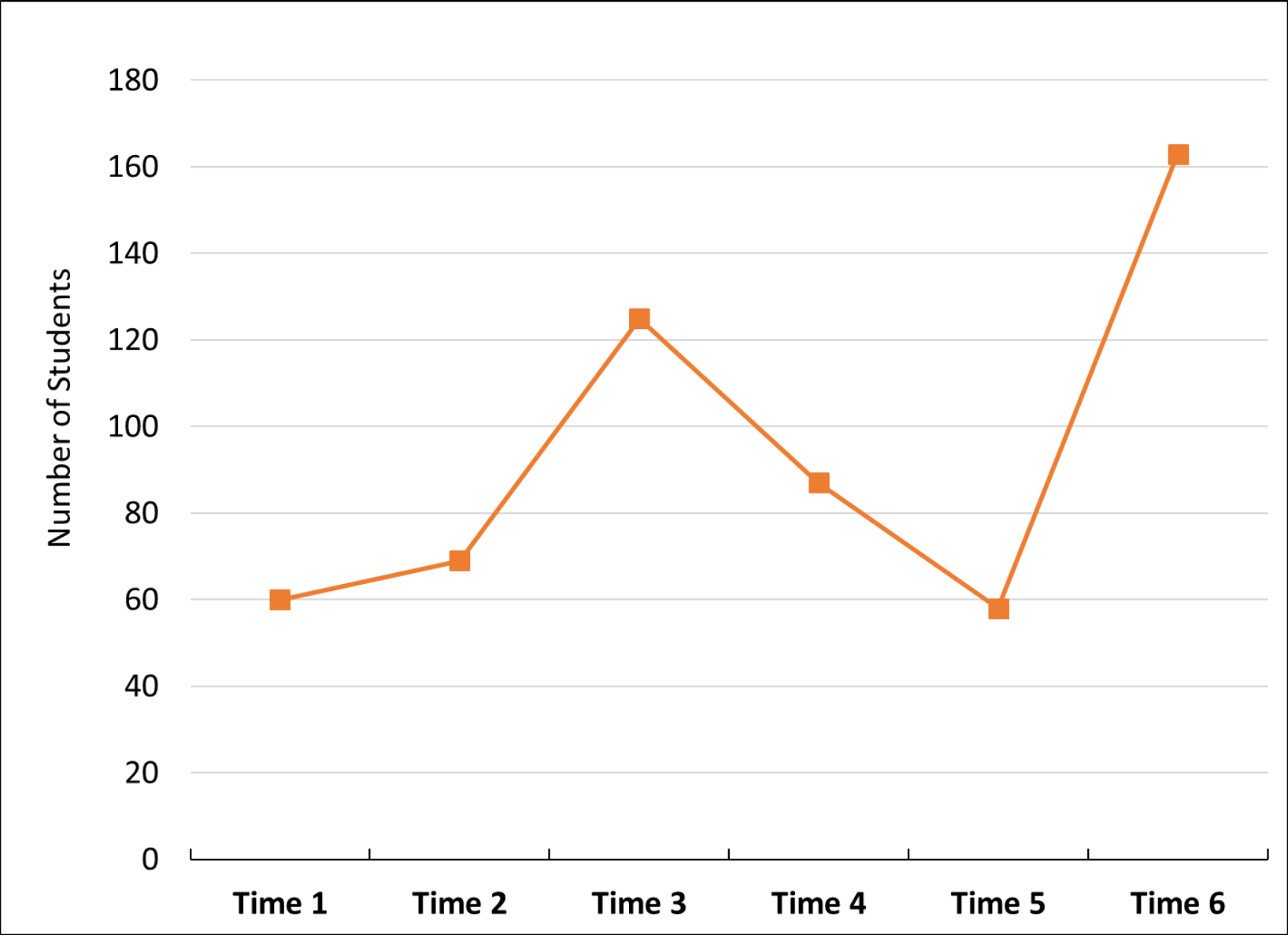


Health Services Provided by Program

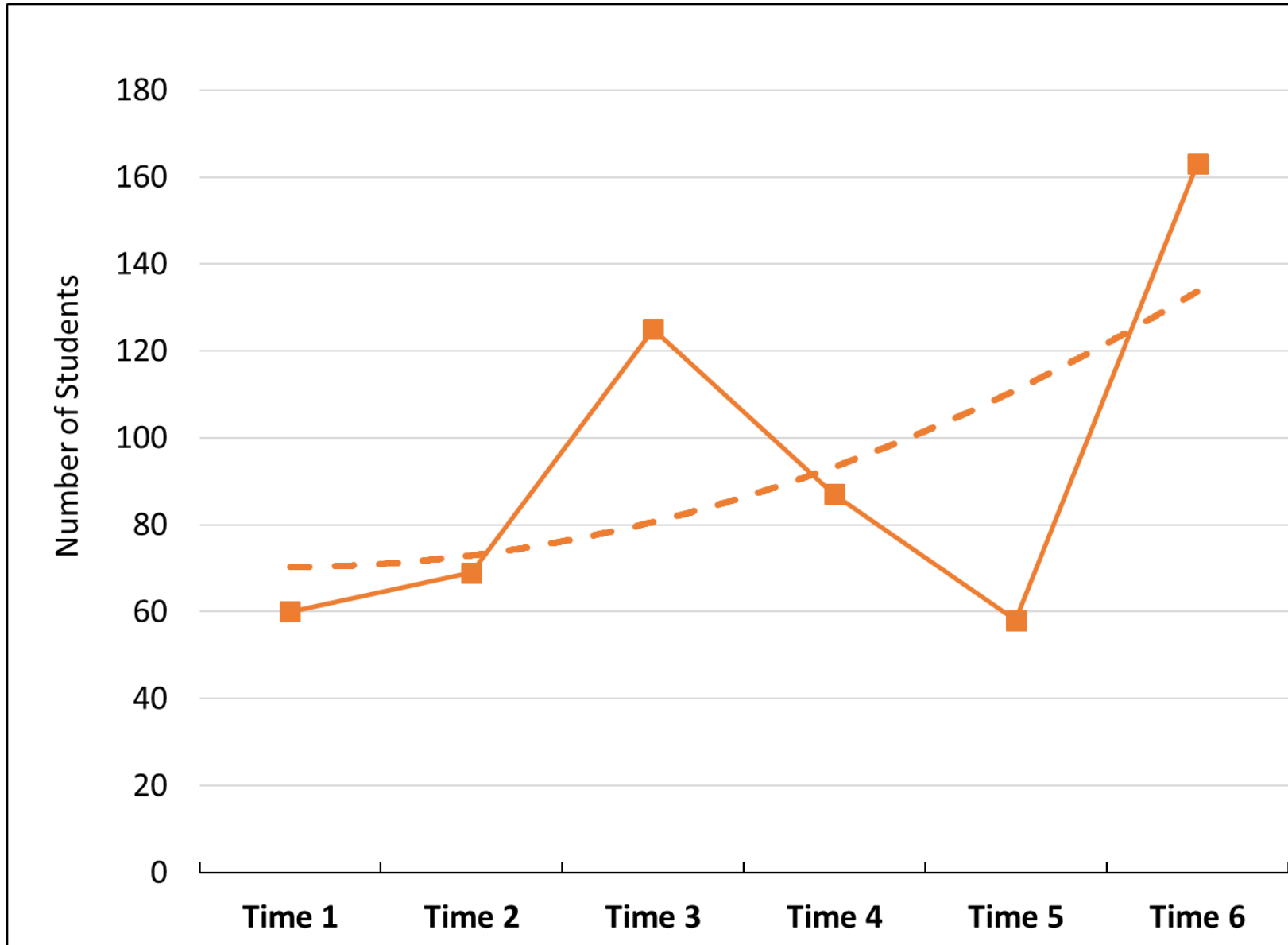
Number of Vaccines Administered By Quarter



Number of Students Seen in Clinic



Number of Students Seen in Clinic



M&E Challenges for NYAKA

- What to measure and evaluate?
 - Grannies receive seeds and gardening equipment
- When to measure and evaluate the long term impacts?
 - University attendance and graduation rates
 - Job placement
- Inconsistent internet access which interrupts data collection systems.
- M&E Resources
 - Data manager and analytic skills
 - Supervision & Training --- is the data being collected in a timely and accurate manner

It's All About Your Mission & Vision

NYAKA



www.nyakaschool.org

Questions & Answers

Table Top Exercise

Table Top Exercise --- Part 1

Inputs	Activities	Outputs	Outcomes	Impact
<ul style="list-style-type: none">• Donations• Africa Staff• Tech team• Computer equipment• Solar equipment• Students	<ul style="list-style-type: none">• School provides classroom• District provides computer teacher• Install solar• Install computers• Install servers	<ul style="list-style-type: none">• Funds raised• Labs installed• Computers installed• Students served• Teachers served• Teachers trained• Lab usage hours	<ul style="list-style-type: none">• Students pass national ICT exam.• Students improve scores on Form IV national exam.• Students get jobs using computers	<ul style="list-style-type: none">• Students have better economic prospects after graduation

Table Top Exercise --- Part 2

Indicators	Total number of students served at primary and secondary schools
Baselines	800
2025 Target	1000

Resources Handout

<https://www.ingenioushealthsciences.com/sff2019>

Team Effort --- Big Thank You!

- Janice Lathen --- Powering Potential, CEO & Founder
- Twesigye Jackson Kaguri --- Nyaka, CEO & Founder
- Sarah McCue --- Nyaka, COO
- Gayle Clifford --- Nyaka, Director of Grants and Research
- Ahyeong Park --- Nyaka & Princeton in Africa
- Gladys Onyango --- SFF Director of Programs
- Katherine Anderson --- SFF Director of Operations